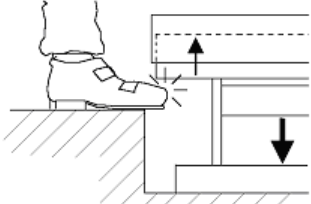
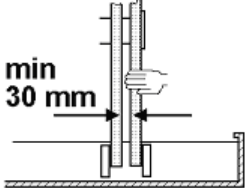
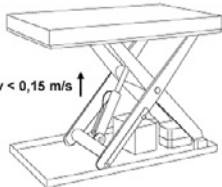
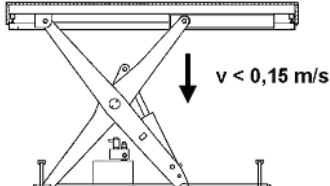
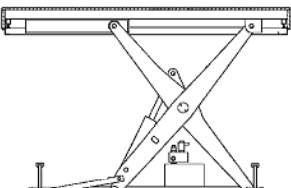



RISK / HAZARD

SOLUTION

DIAGRAM

<p>Crushing</p>	<p>Safety control bar</p>	
<p>Crushing</p>	<p>Distance between the lift table arms min. 30 mm</p>	
<p>High lift speed.</p>	<p>Lower lift speed than 0.15 m/s Balancing</p>	
<p>High lowering speed.</p>	<p>regulator support</p>	
<p>Uncontrolled downward movement</p>	<p>beam</p>	
<p>Noise level</p>	<p>Max. 85 dB</p>	
<p>Uncontrolled lowering</p>	<p>Anti-draining valve</p>	